



40 South Lake Drive  
Arlington, SD 57212  
605-983-5547  
lpc@dakcamps.org

# Welcome to Camp!

#537 Teddy Bear Camp 3 July 29 – 30, 2026



You are registered  
for  
**#537**  
**Teddy Bear**  
**Camp 3**

**Check In:**  
**Wednesday**  
**July 29**  
**11 am**

**Check Out:**  
**Thursday**  
**July 30**  
**11 am**



DAK/MN Area  
Central Camping Office  
122 West Franklin Ave,  
Suite 400  
Minneapolis MN 55404  
855-622-1973  
info@dakcamps.org  
www.dakcamps.org

## I'm coming to camp! Now what?

Bring your favorite stuffed animal along for the adventure as you and your child explore fun activities, make new friends, and share precious moments together. This is more than just a camp—it's a chance to bond, grow, and create memories as you swim, do crafts, enjoy s'mores at the campfire, sing, grow in faith and eat great food.

**Two Weeks Before Camp** - Full payment for camp is due. And be sure your **Release of Liability Waiver & Public Relations Release** and **Medical Information/Health Form** have been

filled out online. They are **required** to attend camp. Forms and store payments **MUST** be done online by four days previous to camp, or *bring them to camp check-in*.



## What happens when I get to camp?

- ▶ Go to the Living Waters Retreat Center when you arrive at camp to check-in.
- ▶ Bring, or have completed on-line, your two forms for each person:
  - **Medical Information/Health**
  - **Release of Liability Waiver & Public Relations Release**
- ▶ There will be a short health screening and you will have time to meet with our health care manager and go over your Health Form.
- ▶ Adults are expected to be in charge of all medications for their families/campers and medications must be locked up at all times, either in your vehicle or a lockbox. **All medication must be in original containers labeled with name and dosage.**
- ▶ On the Health Form, please make sure that you list the people authorized to pick up your child if they will be going home with someone other than the person they came with. We cannot release your camper unless that person's name is on the health form and they have a picture ID
- ▶ Camp Store money will be given to camp staff at check-in. Any unspent money will be returned at the end of camp.
- ▶ Remember, young campers are required to be supervised by their adult co-camper during check-in and throughout camp.
- ▶ Because of privacy concerns, do not share photos on social media of any campers other than your own.

**See the next page for Packing List and more information.**  
**Contact us at Camp or at the Camping Office with questions.**

### Bring-a-Friend Reward

Share camp with a friend and save!

For each new camper you bring to camp, request \$50 off your registration fee. (Contact the Camping Office for information)

### Lost & Found -

please label all your belongings before you leave home and check out the lost & found box during your check-out time. At summer's end, all unclaimed items will be donated to local charities.

### Camp Store

**The Camp Store will be available each day for campers to purchase snacks.** Money can be left at check-in for campers to have on their accounts. Money not spent will be returned at check-out. The Camp Store has snacks, sweatshirts, t-shirts, souvenirs, and stuffies for sale during camp and after check-out.

### Emergency Planning:

Lake Poinsett Camp is equipped with 2 shelter-in-place locations, has direct communication with Hamlin County Emergency Management, and does extensive training for any emergency that may arise.

In severe weather, check Facebook/Instagram for updates. You may call the Lake Poinsett Camp office if you have concerns.

## Packing List

### What to Bring

- ☐ Signed Health & Waiver Forms if not completed online
- ☐ Medications needed during camp (in Rx bottle)
- ☐ Clothing for each day (rainy days too!)
- ☐ PJ's
- ☐ Jacket or sweatshirt
- ☐ Toothbrush & toothpaste
- ☐ Swimsuit, beach towel, sandals or water shoes
- ☐ Bible, notebook & pencil
- ☐ Sunscreen & insect repellent
- ☐ Tennis Shoes
- ☐ Comfort objects & Stuffies
- ☐ Flashlight & extra batteries
- ☐ Towels, bed linens, pillow, shampoo & soap are provided
- ☐ A favorite stuffed toy

### What to Bring – Optional

- ☐ Money for Camp Store (turned in @ check-in)
- ☐ Camera
- ☐ Hat

### What NOT to Bring

- ☐ Pets
- ☐ Sports Equipment or electronics
- ☐ Fireworks or lighters
- ☐ Extra food, snacks or pop
- ☐ Alcohol, tobacco or drugs
- ☐ Weapons
- ☐ Vehicles (campers under 18)
- ☐ Cell phones/Smart Watch – If young campers bring a cell phone and/or smart watch, they will need to leave them with their adults during camp

### Contacting Your Camper

**Mail** - Campers love mail! Please send mail at least **2 weeks** in advance to start of camp to ensure your camper gets it. The address is:  
Lake Poinsett Camp  
Camper's Name and Camp  
40 South Lake Dr  
Arlington SD 57212

**One-Way E-Mail** - You can email your camper at [Lpcampers@dakcamps.org](mailto:Lpcampers@dakcamps.org)  
On the subject line please put: Camper Name and Camp Name.

**Emergency Contacts** - In the event of an emergency, contact the camp at [605-983-5547](tel:605-983-5547).

### Check-Out Time

Your **Check-Out date and time** are on the front of this letter. Campers will receive any **unspent store money** they turned in.

You will be e-mailed a brief **survey** relating to your camp experience. We ask that, if possible, it be completed shortly after camp. Your important feedback will help us better serve campers throughout the summer.



## We are looking forward to a great time at Camp!

*Follow us on social media to keep track of the action!*



# Lake Poinsett Camp Directions

**Address:**

40 S Lake Dr.  
Arlington, SD 57212

**Contact Details:**

(605) 983-5547  
lpc@dakcamps.org

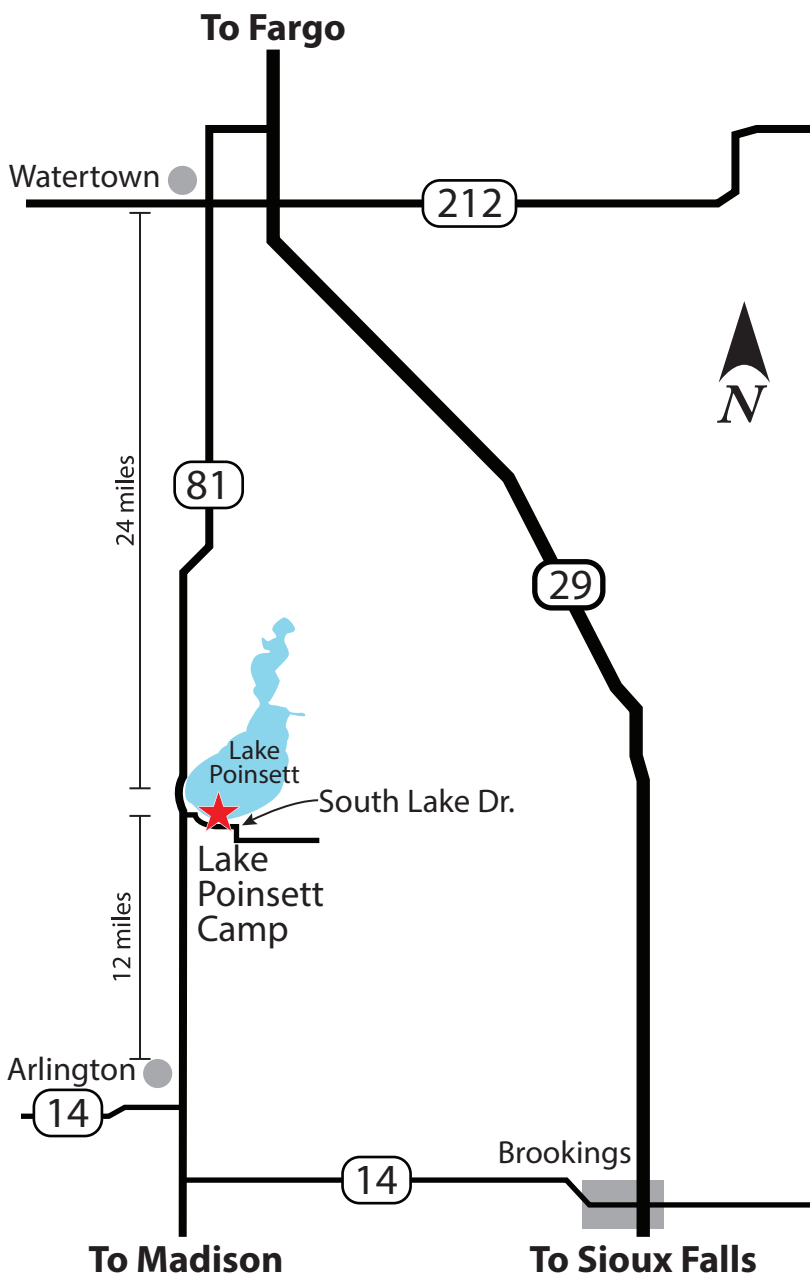
**From Watertown, SD**

- Travel 24 miles south on Hwy 81.
- Turn left on South Lake Dr. (also 196th St).
- Travel 2 miles to the camp entrance at 20 S Lake Dr.

**From Arlington, SD**

- Travel 12 miles north on Hwy 81.
- Turn right on South Lake Dr. (also 196th St) and travel 2 miles to the camp entrance at 20 S Lake Dr.

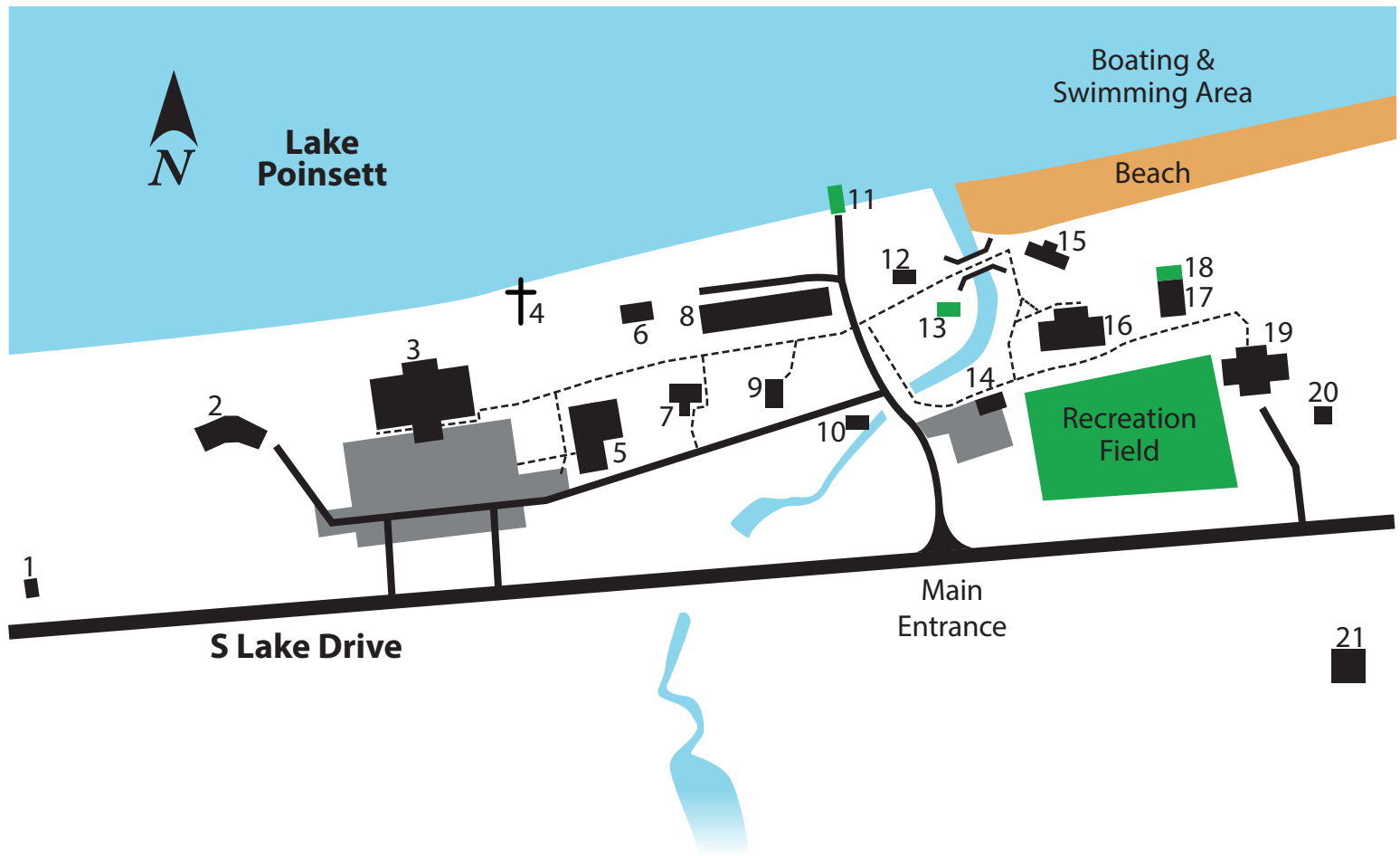
**Note:** If you're traveling to Living Waters Retreat Center or to the Lake Poinsett Camp Chapel, enter the parking lot at 40 South Lake Dr.



# Lake Poinsett Camp Site Map



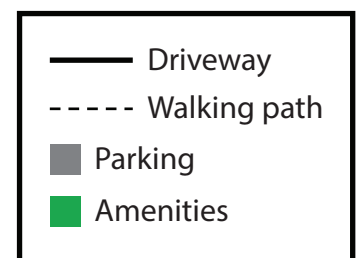
**Dakotas United  
Methodist Camps**  
Dakotas Conference  
THE UNITED METHODIST CHURCH



1. Storage Shed
2. Director's House
3. Retreat Center
4. Outdoor Chapel
5. Chapel
6. Staff Cabin
7. Staff House
8. Lower Main/Dining Hall

9. Camp Store
10. Staff Cabin
11. Boat Launch
12. Storage Shed
13. Ga-Ga, Volleyball, and Tether Ball Courts
14. Welcome Cabin

15. Lifeguard Cabin
16. Hubbard Cabin
17. Voas Cabin
18. Voas Patio/Fire Pit
19. Grinager Cabin
20. Storage Shed
21. Maintenance Shop



United Methodist  
**CAMP  
RETREAT**  
Ministries

**Address:**  
40 S Lake Dr.  
Arlington, SD 57212

**Contact Details:**  
(605) 983-5547  
lpc@dakcamps.org  
www.dakcamps.org